



SEP1707EA SERIES ~

High Current SMD Power Inductors



RoHS Compliant

PART NUMBERING SYSTEM

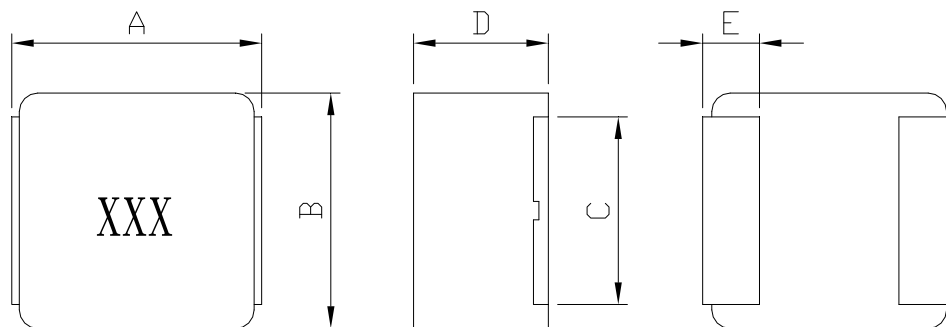
<u>SEP</u>	<u>1707EA</u>	—	<u>1 R 0 M</u>	—	<u>LF</u>
TYPE	DIMENSIONS		INDUCTANCE		LEAD FREE

FEATURES :

- * Magnetically shielded low DC resistance .
- * Frequency range up to 2.0 MHz .
- * Handles high transient current spikes without saturation.
- * Ultra low buzz noise, due to composite construction
- * Application for DC/DC converter and PDA/notebook/desktop/server .

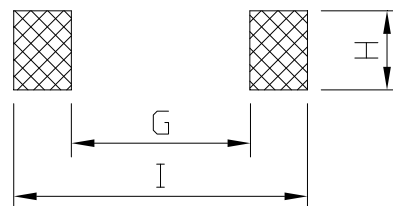
SHAPES AND DIMENSIONS :

UNIT : mm



A=17.45 Max. B=17.15 Max. C=11.94±0.3 D=7.0 Max. E=2.11±0.3

RECOMMENDED PATTERNS



G=11.68 H= 12.19 I= 18.03



SEP1707EA SERIES ~

High Current SMD Power Inductors



RoHS Compliant

SPECIFICATION TABLE

PART NUMBER	INDUCTANCE (μ H)	Isat (A) (Typ.)	Irms (A) (Δ t) 40°C (Typ.)	DCR (m Ω) (Max.)	DCR (m Ω) (Typ.)	Test Freq. (KHz)
SEP1707EA-R22M-LF	0.33 \pm 20%	129	80.0	0.70	0.63	100KHz/0.25V
SEP1707EA-R33M-LF	0.33 \pm 20%	126	65.0	0.79	0.71	100KHz/0.25V
SEP1707EA-R47M-LF	0.47 \pm 20%	123	62.0	0.92	0.84	100KHz/0.25V
SEP1707EA-R56M-LF	0.56 \pm 20%	88	56.0	1.00	0.91	100KHz/0.25V
SEP1707EA-R82M-LF	0.82 \pm 20%	73	50.0	1.29	1.17	100KHz/0.25V
SEP1707EA-1R0M-LF	1.00 \pm 20%	73	48.0	1.35	1.28	100KHz/0.25V
SEP1707EA-1R5M-LF	1.50 \pm 20%	65	42.0	1.88	1.78	100KHz/0.25V
SEP1707EA-1R8M-LF	1.80 \pm 20%	65	38.0	2.07	1.96	100KHz/0.25V
SEP1707EA-2R2M-LF	2.20 \pm 20%	62	35.0	2.53	2.40	100KHz/0.25V
SEP1707EA-3R3M-LF	3.30 \pm 20%	54	28.0	3.88	3.68	100KHz/0.25V
SEP1707EA-4R7M-LF	4.70 \pm 20%	41	25.0	5.11	4.84	100KHz/0.25V
SEP1707EA-5R6M-LF	5.60 \pm 20%	40	21.0	7.05	6.68	100KHz/0.25V
SEP1707EA-6R8M-LF	6.80 \pm 20%	32	19.0	8.83	8.37	100KHz/0.25V
SEP1707EA-8R2M-LF	8.20 \pm 20%	25	18.0	10.66	10.10	100KHz/0.25V
SEP1707EA-100M-LF	10.0 \pm 20%	25	16.5	12.00	11.60	100KHz/0.25V
SEP1707EA-150M-LF	15.0 \pm 20%	25	12.5	19.90	18.80	100KHz/0.25V
SEP1707EA-220M-LF	22.0 \pm 20%	23	11.0	26.50	25.10	100KHz/0.25V

- Operating temperature range - 55 °C to + 125 °C
- I sat : DC current (A) that will cause L0 to drop approximately 20 %
- I rms : DC current (A) that will cause an approximate Δ T of 40 °C
- The part temperature (ambient + temp. rise) should not exceed 125 °C under worst case operating conditions.



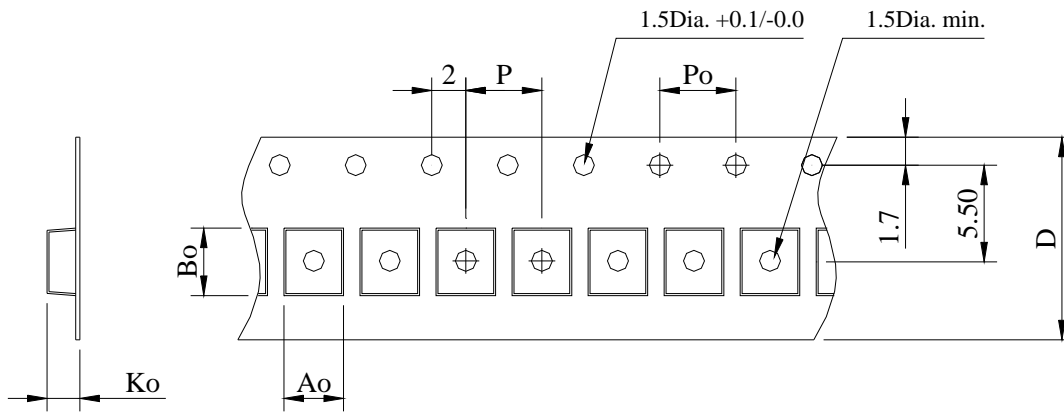
SEP1707EA SERIES ~

High Current SMD Power Inductors



RoHS Compliant

PACKAGING SPECIFICATION



STAYLE	Q' TY (PCS)	DIMENSIONS (m/m)					
		A_o	B_o	K_o	P	P_o	$D \pm 0.3$
13"	160	17.5	18.0	7.5	20	4.0	24