



# SEP0603EB SERIES - High Current SMD Inductors

***New Products***



RoHS Compliant

## PART NUMBERING SYSTEM

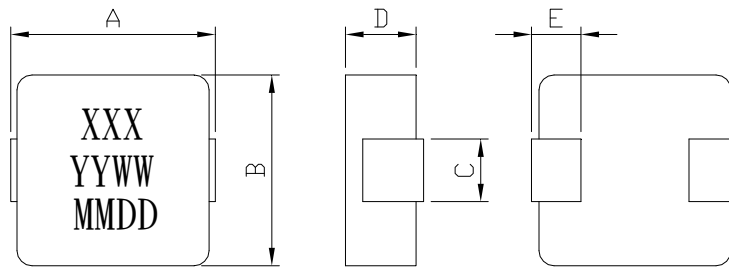
<u>SEP</u>	<u>0603EB</u>	—	<u>4R7M</u>	—	<u>LF</u>
TYPE	DIMENSIONS		INDUCTANCE		LEAD FREE

### FEATURES:

- Low profile ( 3.0mm max. height ) and 7.5 mm max. square.
- Magnetically shielded and low DC resistance.
- Suitable for large current.
- Ideal for DC – DC converter inductor application in hand help personal Computer, etc.
- Frequency range up to 5MHZ.
- Large current handling capability.

### SHAPES AND DIMENSIONS:

UNIT : mm

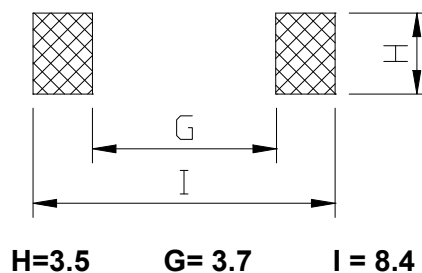


YYWW : YY:Year, WW:Week      MMDD : MM:Month, DD:Date

**A=7.5 Max    B=6.8 Max.    C=3.0±0.3    D=3.0 Max.    E=1.6±0.3**

### RECOMMENDED PATTERNS:

UNIT : mm





## SEP0603EB SERIES – High Current SMD Inductors

### *New Products*

#### SPECIFICATION TABLE

PART NUMBER	INDUCTANCE ( $\mu$ H)	Isat ( A ) (Min.)	Irms ( A ) (Min.)	DCR (m $\Omega$ ) (Max.)	DCR (m $\Omega$ ) (Typ.)	TEST FREQ. ( f )
SEP0603EB-R10M-LF	0.10 $\pm$ 20%	60.0	32.5	1.7	1.5	100KHz/0.1V
SEP0603EB-R15M-LF	0.15 $\pm$ 20%	45.0	30.0	2.5	1.9	100KHz/0.1V
SEP0603EB-R20M-LF	0.20 $\pm$ 20%	41.0	24.0	3.0	2.4	100KHz/0.1V
SEP0603EB-R22M-LF	0.22 $\pm$ 20%	40.0	23.0	2.8	2.5	100KHz/0.1V
SEP0603EB-R33M-LF	0.33 $\pm$ 20%	30.0	20.0	3.9	3.5	100KHz/0.1V
SEP0603EB-R36M-LF	0.36 $\pm$ 20%	26.0	20.0	3.9	2.6	100KHz/0.1V
SEP0603EB-R47M-LF	0.47 $\pm$ 20%	26.0	17.5	4.2	4.0	100KHz/0.1V
SEP0603EB-R56M-LF	0.56 $\pm$ 20%	25.5	16.5	5.0	4.7	100KHz/0.1V
SEP0603EB-R68M-LF	0.68 $\pm$ 20%	25.0	15.5	5.5	5.0	100KHz/0.1V
SEP0603EB-R82M-LF	0.82 $\pm$ 20%	24.0	13.0	8.0	6.7	100KHz/0.1V
SEP0603EB-1R0M-LF	1.0 $\pm$ 20%	22.0	11.0	10.0	9.0	100KHz/0.1V
SEP0603EB-1R5M-LF	1.5 $\pm$ 20%	18.0	9.0	15.0	14.0	100KHz/0.1V
SEP0603EB-2R2M-LF	2.2 $\pm$ 20%	14.0	8.0	20.0	18.0	100KHz/0.1V
SEP0603EB-2R5M-LF	2.5 $\pm$ 20%	14.0	7.0	22.0	20.0	100KHz/0.1V
SEP0603EB-3R3M-LF	3.3 $\pm$ 20%	13.5	6.0	30.0	28.0	100KHz/0.1V
SEP0603EB-4R7M-LF	4.7 $\pm$ 20%	10.0	5.5	40.0	37.0	100KHz/0.1V
SEP0603EB-5R6M-LF	5.6 $\pm$ 20%	6.0	5.5	42.0	39.0	100KHz/0.1V
SEP0603EB-6R8M-LF	6.8 $\pm$ 20%	8.0	4.5	60.0	54.0	100KHz/0.1V
SEP0603EB-7R5M-LF	7.5 $\pm$ 20%	7.8	4.2	60.0	54.0	100KHz/0.1V
SEP0603EB-8R2M-LF	8.2 $\pm$ 20%	7.5	4.0	68.0	64.0	100KHz/0.1V
SEP0603EB-100M-LF	10 $\pm$ 20%	7.0	3.0	105.0	102.0	100KHz/0.1V

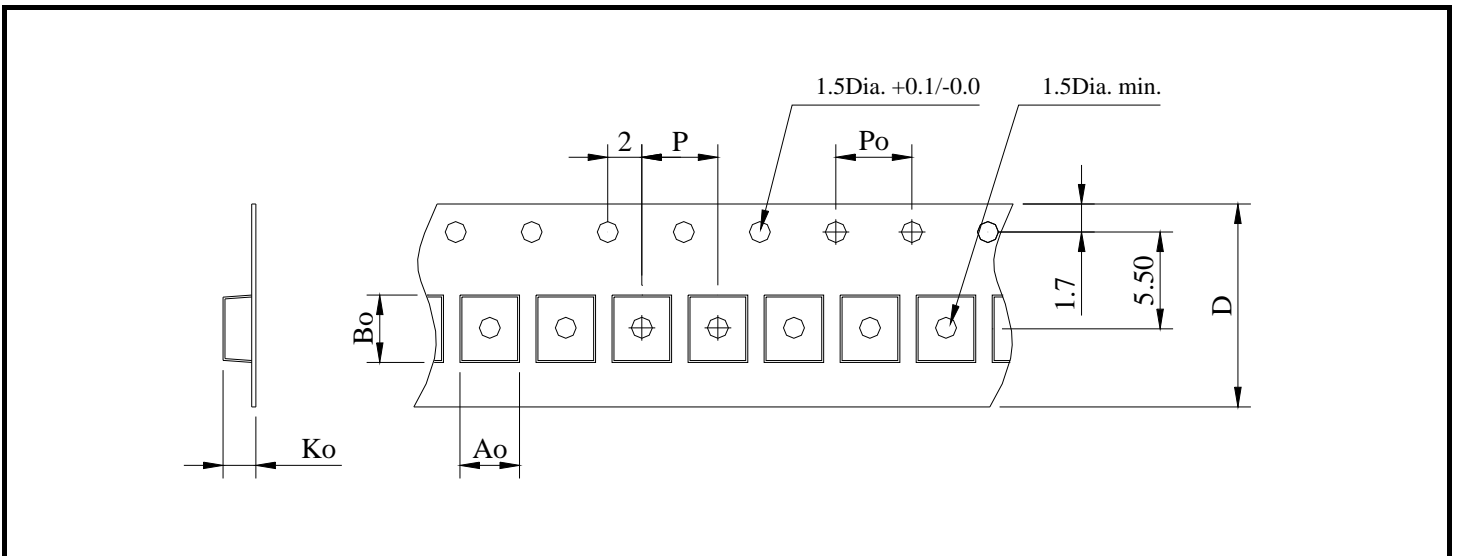
- All test Data is referenced to 25 $^{\circ}$ C ambient.
- Typical Heat Rating DC Current would cause an approximately  $\Delta$ T of 40 $^{\circ}$ C.
- Typical Saturation DC Current would cause Lo to drop approximately 30%
- Operating Temperature Range: -55 $^{\circ}$ C ~ +125 $^{\circ}$ C.



## SEP0603EB SERIES – High Current SMD Inductors

### *New Products*

#### PACKAGING SPECIFICATION



STAYLE	Q' TY (PCS)	DIMENSIONS (m/m)					
		$A_o$	$B_o$	$K_o$	$P$	$P_o$	$D \pm 0.5$
13"	1,000	7.2	7.5	3.6	12	4.0	16