



SDC4D18C SERIES

Low Profile Shielded Power Inductors



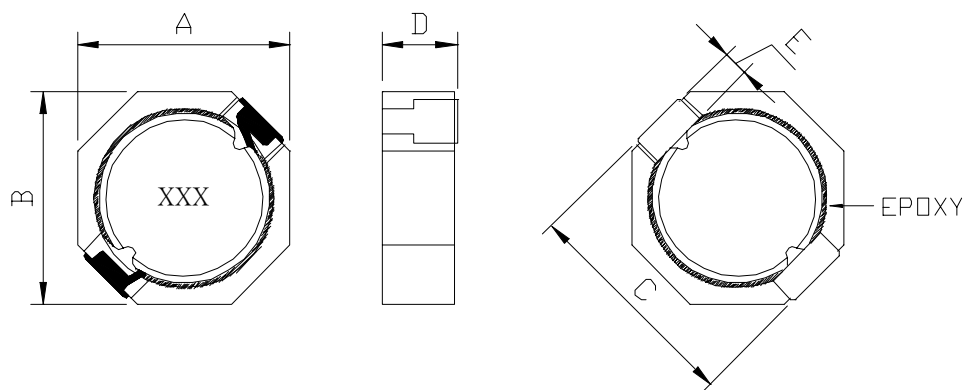
RoHS Compliant

PART NUMBERING SYSTEM

<u>SDC</u>	<u>4 D 1 8 C</u>	—	<u>1 R 1 N</u>	—	<u>LF</u>
TYPE	DIMENSIONS		INDUCTANCE		LEAD FREE

SHAPES AND DIMENSIONS

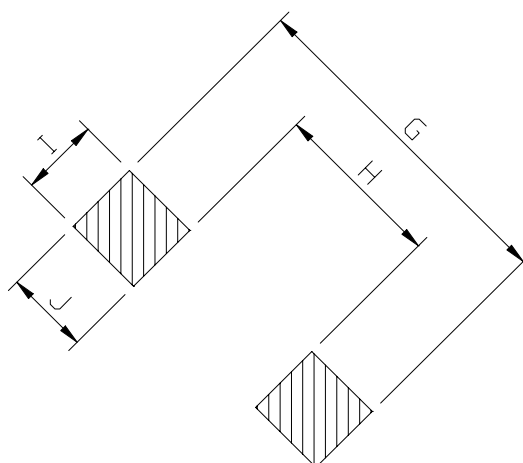
UNIT : mm



A=5.10 max. B=5.10 max. C=6.50 max. D=2.0 max. E=0.60 REF

RECOMMENDED PATTERNS

UNIT : mm



G= 6.5 H= 4.0 I = 2.0 J = 1.25



SDC4D18C SERIES

Low Profile Shielded Power Inductors



RoHS Compliant

SPECIFICATION TABLE

PART NUMBER	INDUCTANCE (μ H)	DCR (m Ω) (max)	Isat (mA) (max)	TEST FREQ. (f)
SDC4D18C-1R1N-LF	1.1 \pm 30%	29	2400	100KHz
SDC4D18C-2R2N-LF	2.2 \pm 30%	39	1700	100KHz
SDC4D18C-3R0N-LF	3.0 \pm 30%	61	1500	100KHz
SDC4D18C-4R7N-LF	4.7 \pm 30%	110	1150	100KHz
SDC4D18C-6R8N-LF	6.8 \pm 30%	125	1050	100KHz
SDC4D18C-100N-LF	10 \pm 25%	156	830	100KHz
SDC4D18C-150N-LF	15 \pm 25%	194	700	100KHz
SDC4D18C-220N-LF	22 \pm 25%	323	600	100KHz
SDC4D18C-330N-LF	33 \pm 25%	550	460	100KHz
SDC4D18C-470N-LF	47 \pm 25%	783	410	100KHz
SDC4D18C-680N-LF	68 \pm 25%	1160	305	100KHz
SDC4D18C-101N-LF	100 \pm 25%	1510	250	100KHz

- Isat: DC current at which the inductance drops 35% (typ) from its value without current.
- Storage temperature range : - 40°C to + 125°C
- Operating temperature range : - 40°C to + 85°C (Range in application specific)
- Electrical specifications at 25°C



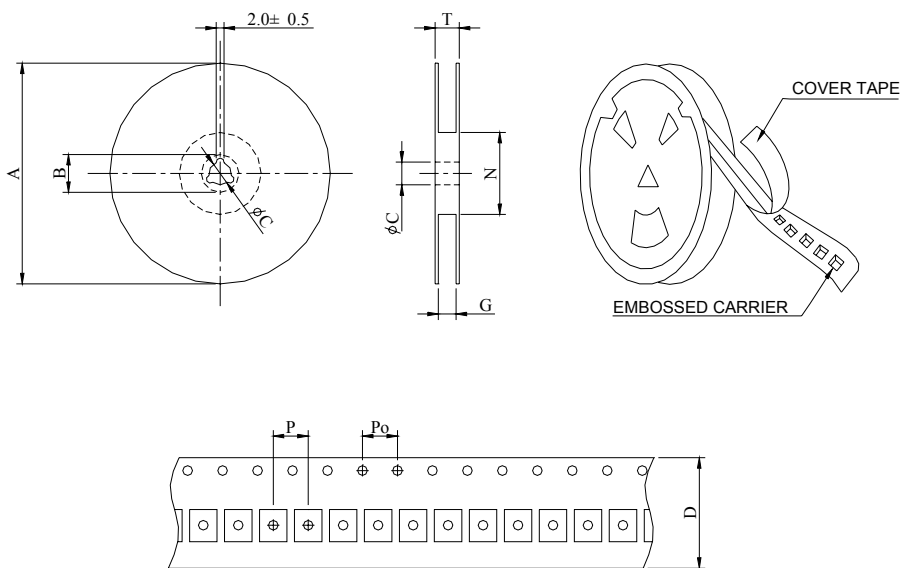
SDC4D18C SERIES

Low Profile Shielded Power Inductors



RoHS Compliant

PACKAGING SPECIFICATION



SERIES	STAYLE	Q' TY (PCS)	DIMENSIONS (m/m)								
			A	B±0.8	C±0.5	D	G ⁺⁰	N ⁰	P	Po	T
SDC4D18C	13-16	2000	330	21	13	16	18	50	8	4	22.4