



SDC3D14HPS SERIES

Low Profile Shielded Power Inductors



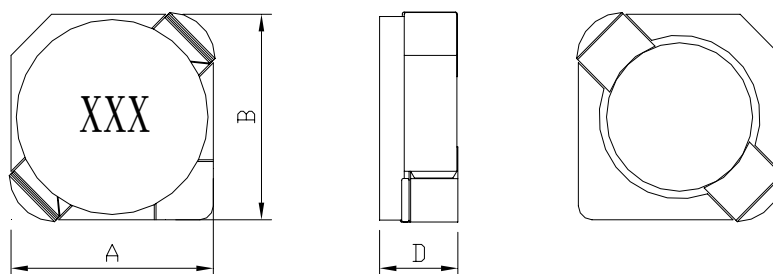
RoHS Compliant

PART NUMBERING SYSTEM

| | | | | | |
|-------------------|-----------------------|---|-----------------------|---|------------------|
| <u>SDC</u> | <u>3D14HPS</u> | — | <u>1 R 5 N</u> | — | <u>LF</u> |
| TYPE | DIMENSIONS | | INDUCTANCE | | LEAD FREE |

SHAPES AND DIMENSIONS

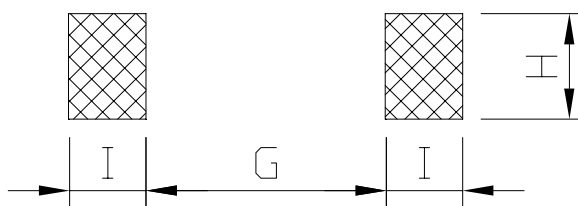
UNIT : mm



A=4.0 Max. B=4.0 Max. D=1.6 Max.

PCB LAYOUT

UNIT : mm



G=1.20 H=4.00 I=1.50

FEATURES

- Only **4.0 mm square** and **1.6 mm high**
- **Magnetically shielded, low profile** power inductor
- Saturation current rating **up to 2.6 Amps**
- Inductance ratings from 1.5 to 22 μ H
- **RoHS-compliant.** 260°C compatible. Gold over nickel over phos bronze terminations



SDC3D14HPS SERIES

Low Profile Shielded Power Inductors



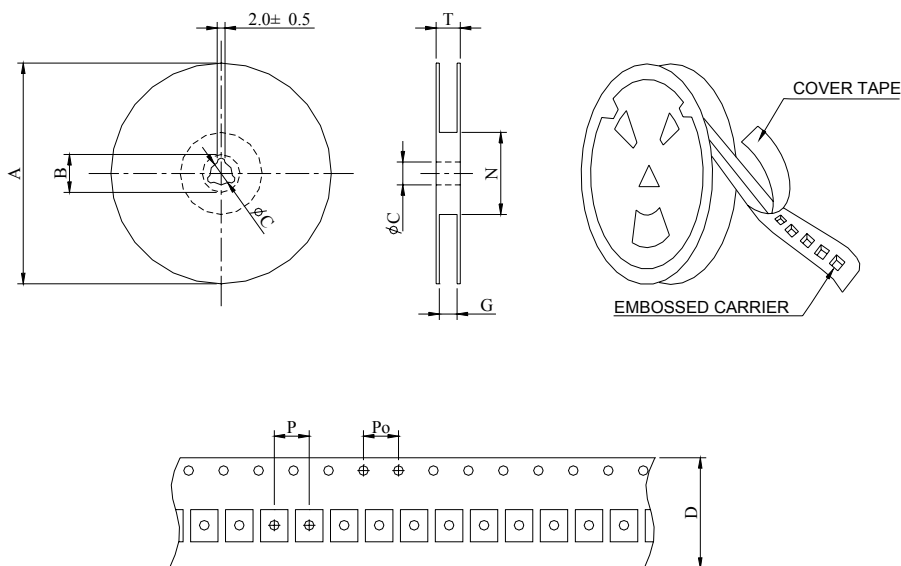
RoHS Compliant

ELECTRICAL CHARACTERISTICS :

| PART NUMBER | INDUCTANCE (μ H) | DCR (m Ω) (max) | Isat (A) (Max.) | Irms (A) (Max.) | TEST FREQ. (f) |
|--------------------|--------------------------|----------------------------|----------------------|----------------------|---------------------|
| SDC3D14HPS-1R5N-LF | 1.5 \pm 30% | 76 | 2.60 | 1.85 | 100KHz |
| SDC3D14HPS-2R4N-LF | 2.4 \pm 30% | 129 | 2.00 | 1.32 | 100KHz |
| SDC3D14HPS-3R2N-LF | 3.2 \pm 30% | 139 | 1.80 | 1.25 | 100KHz |
| SDC3D14HPS-4R7N-LF | 4.7 \pm 30% | 214 | 1.45 | 1.04 | 100KHz |
| SDC3D14HPS-6R8N-LF | 6.8 \pm 30% | 290 | 1.20 | 0.84 | 100KHz |
| SDC3D14HPS-100N-LF | 10 \pm 30% | 440 | 1.00 | 0.67 | 100KHz |
| SDC3D14HPS-150N-LF | 15 \pm 30% | 650 | 0.80 | 0.50 | 100KHz |
| SDC3D14HPS-220N-LF | 22 \pm 30% | 830 | 0.65 | 0.48 | 100KHz |

- Isat : DC current at which the inductance drops 35% (typ) from its value without current.
- Irms: The actual current when temperature of coil becomes $\Delta 40^{\circ}\text{C}$. ($T_a=+20^{\circ}\text{C}$)
- Operating temperature range -40°C to $+85^{\circ}\text{C}$, Electrical specifications at 20°C .
- Packing : 13" reel, machine-ready ,embossed plastic tape (2,000 parts per full reel).

PACKAGING SPECIFICATION



| SERIES | STAYLE | Q' TY (PCS) | DIMENSIONS (m/m) | | | | | | | | |
|------------|--------|----------------|------------------|-------------|-------------|----|------------------|------------------|---|----|------|
| | | | A | B \pm 0.8 | C \pm 0.5 | D | G ⁺ 0 | N ⁻ 0 | P | Po | T |
| SDC3D14HPS | 13-16 | 2000 | 330 | 21 | 13 | 16 | 18 | 50 | 8 | 4 | 22.4 |