



SBS7032 SERIES ~ Shielded SMD Power Inductors



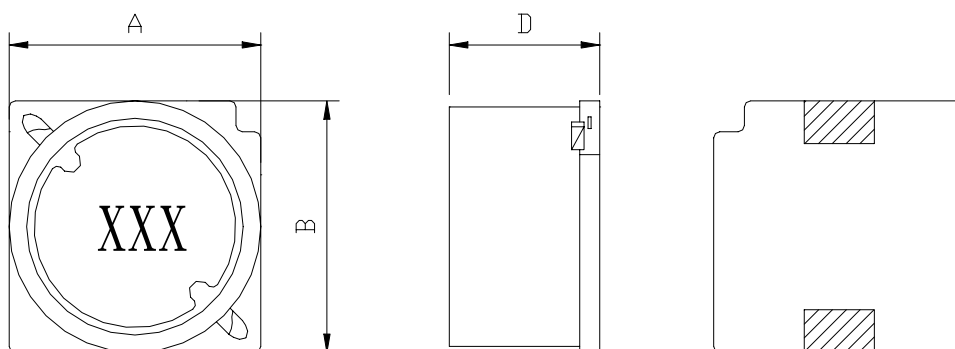
RoHS Compliant

PART NUMBERING SYSTEM

SBS	7 0 3 2	—	1 0 0 M	—	LF
TYPE	DIMENSIONS		INDUCTANCE		LEAD FREE

SHAPES AND DIMENSIONS

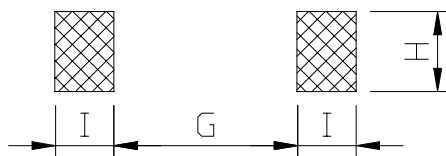
UNIT : mm



A=7.2 Max. B=7.2 Max. D=3.40 Max.

RECOMMENDED PATTERNS

UNIT : mm



G=4.9 H=2.2 I=1.5

FEATURES

- Magnetically shielded construction
- Suitable for large current
- Ideal for a variety of DC-DC converter inductor applications .
- RoHS compliant .



SBS7032 SERIES ~ Shielded SMD Power Inductors



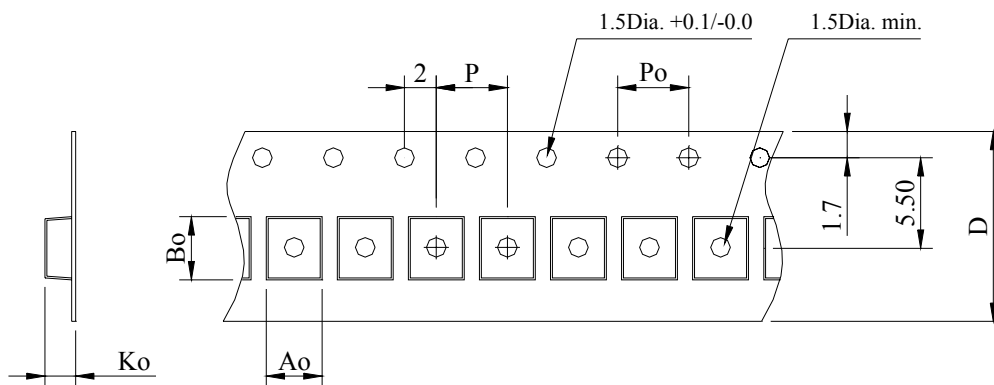
RoHS Compliant

SPECIFICATION TABLE

PART NUMBER	INDUCTANCE (μ H)	DCR (Ω) (Max.)	IDC (A) (Max.)	TEST FREQ. (f)
SBS7032-3R3M-LF	3.3 \pm 20%	0.0276	1.9	100KHz
SBS7032-4R7M-LF	4.7 \pm 20%	0.0432	1.7	100KHz
SBS7032-6R8M-LF	6.8 \pm 20%	0.0492	1.6	100KHz
SBS7032-100M-LF	10 \pm 20%	0.0636	1.4	100KHz
SBS7032-150M-LF	15 \pm 20%	0.090	1.1	100KHz
SBS7032-220M-LF	22 \pm 20%	0.132	0.96	100KHz
SBS7032-330M-LF	33 \pm 20%	0.192	0.75	100KHz
SBS7032-470M-LF	47 \pm 20%	0.288	0.67	100KHz
SBS7032-680M-LF	68 \pm 20%	0.372	0.59	100KHz
SBS7032-101M-LF	100 \pm 20%	0.54	0.45	100KHz
SBS7032-151M-LF	150 \pm 20%	0.78	0.37	100KHz
SBS7032-221M-LF	220 \pm 20%	1.26	0.29	100KHz
SBS7032-331M-LF	330 \pm 20%	2.01	0.22	100KHz
SBS7032-471M-LF	470 \pm 20%	2.46	0.20	100KHz
SBS7032-681M-LF	680 \pm 20%	3.78	0.16	100KHz
SBS7032-102M-LF	1000 \pm 20%	5.74	0.13	100KHz

- DC current at which the inductance drops 10% (typ) from its value without current.
- Operating temperature range -20°C to +85°C , Electrical specifications at 25°C.

PACKAGING SPECIFICATION



STAYLE	Q' TY (PCS)	DIMENSIONS (m/m)					
		A_o	B_o	K_o	P	P_o	$D\pm 0.3$
13"	1,000	7.50	7.50	3.90	8.00	4.00	12.0