



SBS10145SERIES ~ Shielded SMD Power Inductors



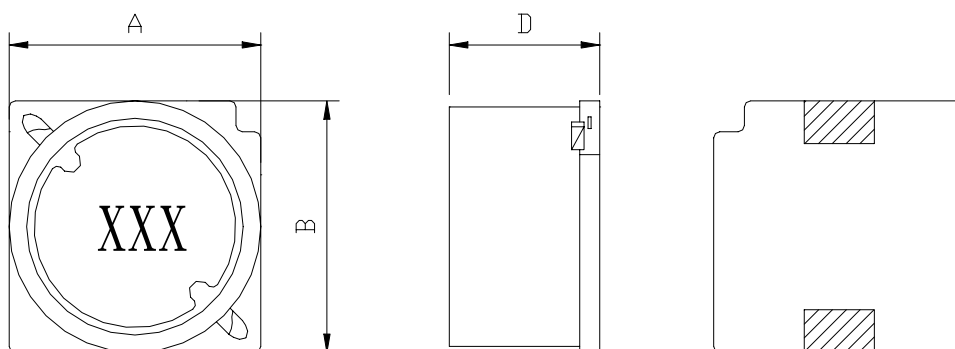
RoHS Compliant

PART NUMBERING SYSTEM

SBS	1 0 1 4 5	—	1 0 0 M	—	LF
TYPE	DIMENSIONS		INDUCTANCE		LEAD FREE

SHAPES AND DIMENSIONS

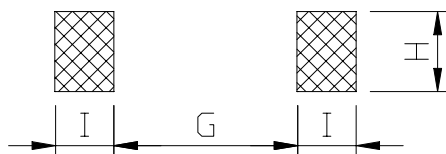
UNIT : mm



A=10.4 Max. B=10.4 Max. D=4.8 Max.

RECOMMENDED PATTERNS

UNIT : mm



G=5.6 H=3.2 I=2.5

FEATURES

- Magnetically shielded construction
- Suitable for large current
- Ideal for a variety of DC-DC converter inductor applications .
- RoHS compliant .



SBS10145SERIES ~ Shielded SMD Power Inductors



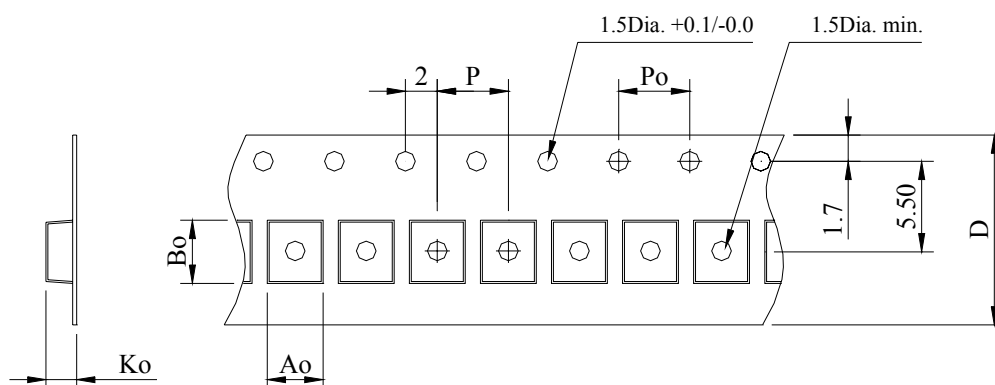
RoHS Compliant

SPECIFICATION TABLE

PART NUMBER	INDUCTANCE (μ H)	DCR (Ω) (Max.)	Isat (A) (Max.)	Irms (A) (Max.)	TEST FREQ. (f)
SBS10145-3R3N-LF	3.3 \pm 30%	0.0193	4.9	3.7	1KHz
SBS10145-5R6M-LF	5.6 \pm 20%	0.0264	3.8	3.2	1KHz
SBS10145-100M-LF	10 \pm 20%	0.0436	3.0	2.5	1KHz
SBS10145-150M-LF	15 \pm 20%	0.0566	2.4	2.2	1KHz
SBS10145-220M-LF	22 \pm 20%	0.0709	2.1	1.9	1KHz
SBS10145-330M-LF	33 \pm 20%	0.0978	1.6	1.7	1KHz
SBS10145-470M-LF	47 \pm 20%	0.120	1.4	1.5	1KHz
SBS10145-680M-LF	68 \pm 20%	0.168	1.2	1.3	1KHz
SBS10145-101M-LF	100 \pm 20%	0.240	1.0	1.1	1KHz
SBS10145-151M-LF	150 \pm 20%	0.420	0.79	0.81	1KHz
SBS10145-221M-LF	220 \pm 20%	0.564	0.65	0.80	1KHz
SBS10145-331M-LF	330 \pm 20%	0.816	0.54	0.58	1KHz
SBS10145-471M-LF	470 \pm 20%	1.236	0.47	0.47	1KHz
SBS10145-681M-LF	680 \pm 20%	1.92	0.38	0.38	1KHz
SBS10145-102M-LF	1000 \pm 20%	3.36	0.32	0.29	1KHz
SBS10145-152M-LF	1500 \pm 20%	4.08	0.22	0.26	1KHz

- Isat : DC current at which the inductance drops 30% (typ) from its value without current.
- Irms: The actual current when temperature of coil becomes $\Delta 40^{\circ}\text{C}$. (Ta=+25 $^{\circ}\text{C}$)
- Operating temperature range -40 $^{\circ}\text{C}$ to +85 $^{\circ}\text{C}$, Electrical specifications at 25 $^{\circ}\text{C}$.

PACKAGING SPECIFICATION



STAYLE	Q' TY (PCS)	DIMENSIONS (m/m)					
		Ao	Bo	Ko	P	Po	D \pm 0.3
13"	900	10.70	10.70	5.30	8.00	4.00	12.0