



SDS124 SERIES ~

SMD Shielded Power Inductors



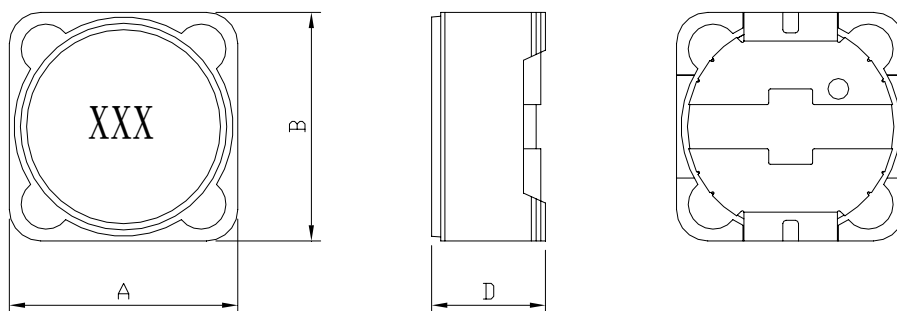
RoHS Compliant

PART NUMBERING SYSTEM

<u>SDS</u>	<u>1 2 4</u>	—	<u>3 R 9 N</u>	—	<u>LF</u>
TYPE	DIMENSIONS		INDUCTANCE		LEAD FREE

SHAPES AND DIMENSIONS

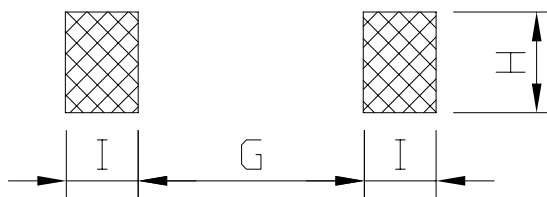
UNIT : mm



A=12.5 Max. B=12.5 Max. D=4.5 Max.

RECOMMENDED PATTERNS

UNIT : mm



G=7.0 H=5.4 I=2.9



SDS124 SERIES ~

SMD Shielded Power Inductor



RoHS Compliant

SPECIFICATION TABLE

PART NUMBER	INDUCTANCE (μ H)	DCR (Ω) (Max.)	IDC (A) (Max.)	TEST FREQ. (f)
SDS124-3R9N-LF	3.9 \pm 30%	0.015	6.50	100KHz
SDS124-4R7N-LF	4.7 \pm 30%	0.018	5.70	100KHz
SDS124-6R8N-LF	6.8 \pm 30%	0.023	4.90	100KHz
SDS124-8R2N-LF	8.2 \pm 30%	0.026	4.60	100KHz
SDS124-100M-LF	10 \pm 20%	0.028	4.50	100KHz
SDS124-120M-LF	12 \pm 20%	0.038	4.00	100KHz
SDS124-150M-LF	15 \pm 20%	0.050	3.20	100KHz
SDS124-180M-LF	18 \pm 20%	0.057	3.10	100KHz
SDS124-220M-LF	22 \pm 20%	0.066	2.90	100KHz
SDS124-270M-LF	27 \pm 20%	0.080	2.80	100KHz
SDS124-330M-LF	33 \pm 20%	0.097	2.70	100KHz
SDS124-390M-LF	39 \pm 20%	0.132	2.10	100KHz
SDS124-470M-LF	47 \pm 20%	0.160	1.90	100KHz
SDS124-560M-LF	56 \pm 20%	0.190	1.80	100KHz
SDS124-680M-LF	68 \pm 20%	0.220	1.50	100KHz
SDS124-820M-LF	82 \pm 20%	0.260	1.30	100KHz
SDS124-101M-LF	100 \pm 20%	0.308	1.20	100KHz
SDS124-121M-LF	120 \pm 20%	0.380	1.10	100KHz
SDS124-151M-LF	150 \pm 20%	0.530	0.95	100KHz
SDS124-181M-LF	180 \pm 20%	0.620	0.85	100KHz
SDS124-221M-LF	220 \pm 20%	0.700	0.80	100KHz
SDS124-271M-LF	270 \pm 20%	0.870	0.60	100KHz
SDS124-331M-LF	330 \pm 20%	0.990	0.50	100KHz

- DC current at which the inductance drops 25% (typ) from its value without current.
- Operating temperature range -40°C to +85°C.
- Electrical specifications at 20°C .



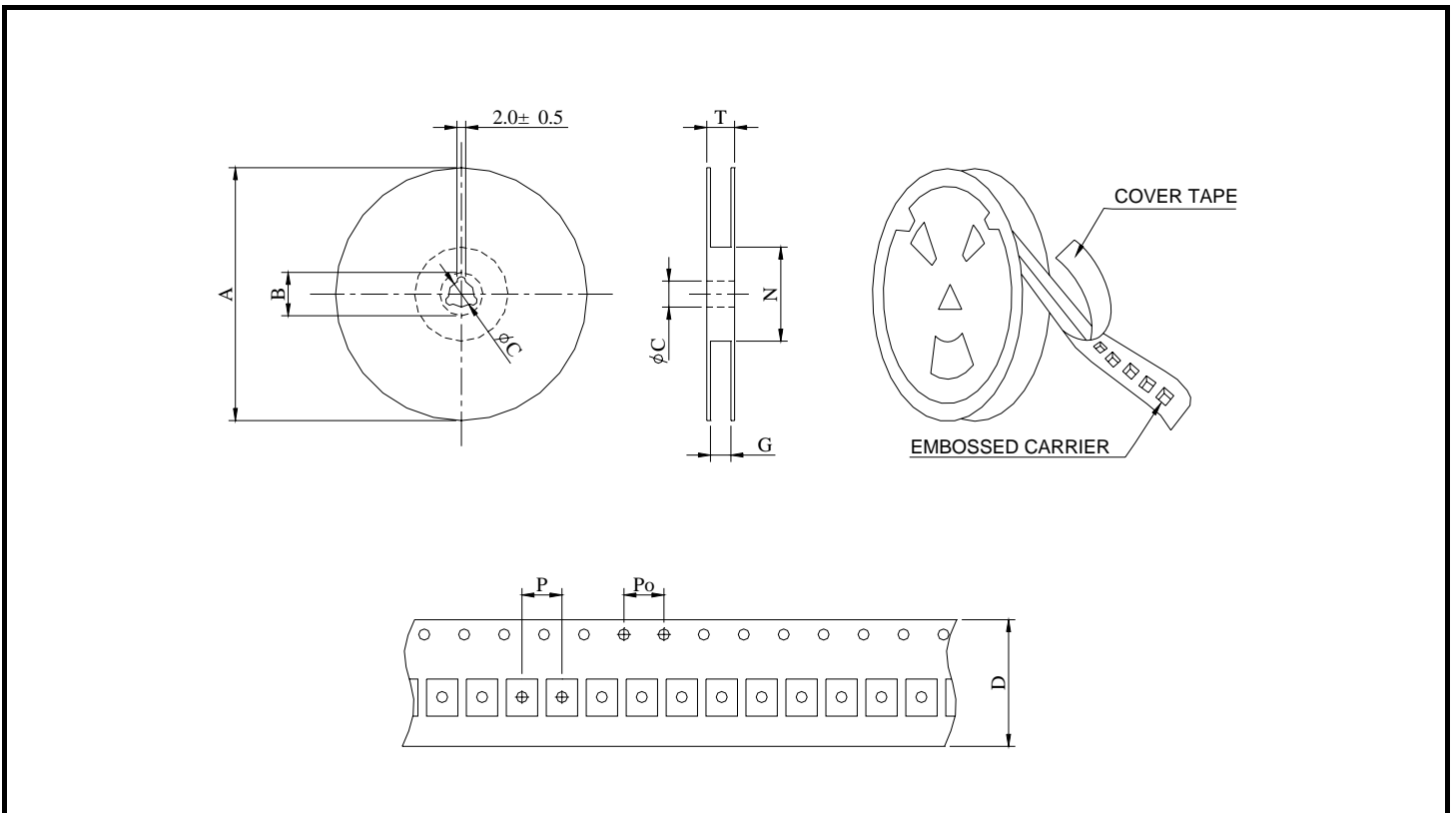
SDS124 SERIES ~

SMD Shielded Power Inductor



RoHS Compliant

PACKAGING SPECIFICATION



SERIES	STAYLE	Q' TY (PCS)	DIMENSIONS (m/m)								
			A	B±0.8	C±0.5	D	G ⁺⁰	N ⁰	P	Po	T
SDS124	13-24	400	330	21	13	24	26	50	16	4	30.4