



SPO3314 SERIES ~

Low Profile Power Inductors



RoHS Compliant

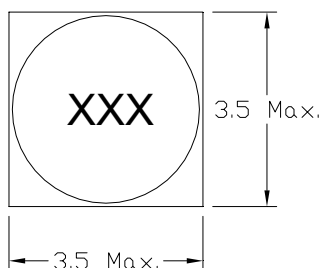
PART NUMBERING SYSTEM

SPO TYPE	3 3 1 4 DIMENSIONS	1 R 0 M INDUCTANCE	LF LEAD FREE
--------------------	------------------------------	------------------------------	------------------------

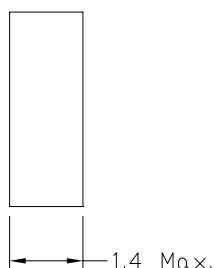
SHAPES AND DIMENSIONS / PCB LAYOUT

UNIT : mm

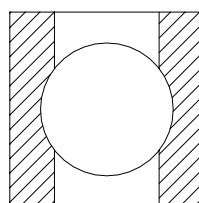
TOP VIEW



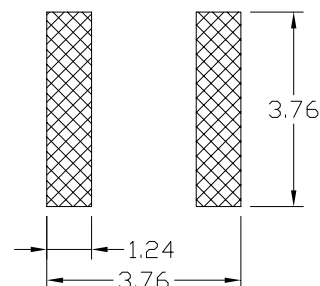
FRONT VIEW



BOTTOM VIEW



PCB PATTERN



FEATURES

- Designed for applications requiring high inductance, high current & ultra – low profile.
- Ideal for a variety EL lamp inverter and Cellular phone inductor applications.
- Lead free and RoHS compliant



SPO3314 SERIES ~

Low Profile Power Inductors



RoHS Compliant

SPECIFICATION TABLE

PART NUMBER	INDUCTANCE (μ H)	DCR (Ω) (Max.)	Isat (A) (Max.)	Irms (A) (Max.)	SRF(MHz) (Ref.)
SPO3314-1R0M-LF	1.0 \pm 20%	0.11	2.1	1.70	160
SPO3314-1R5M-LF	1.5 \pm 20%	0.14	2.00	1.40	140
SPO3314-2R2M-LF	2.2 \pm 20%	0.20	1.60	1.30	90
SPO3314-3R3M-LF	3.3 \pm 20%	0.26	1.40	1.20	80
SPO3314-4R7M-LF	4.7 \pm 20%	0.32	1.20	1.10	60
SPO3314-6R8M-LF	6.8 \pm 20%	0.44	0.92	0.80	45
SPO3314-8R2M-LF	8.2 \pm 20%	0.47	0.90	0.75	45
SPO3314-100M-LF	10 \pm 20%	0.52	0.80	0.75	40
SPO3314-150M-LF	15 \pm 20%	0.86	0.68	0.65	30
SPO3314-220M-LF	22 \pm 20%	1.20	0.56	0.50	20
SPO3314-330M-LF	33 \pm 20%	1.62	0.51	0.40	15

- Inductance tested at 100 kHz, 0.1 Vrms, 0 Adc.
- Isat: DC current at which the inductance drops 10% (typ.) from its value without current.
- Irms: Average current for a of 40°C rise above 25°C ambient .
- Operating temperature range -40°C to +85°C.
- Electrical specifications at 25°C.
- Packing : 13" reel, machine-ready ,embossed plastic tape (2,000 parts per full reel).